



# TONER RECYCLING

## Know - How







### FREE & EASY TONER RECYCLING

When you return your empty supplies through the Lexmark Cartridge Collection Program (LCCP), you are helping to reduce impact on the environment and promote sustainability. Each year, millions of pounds of materials are responsibly reused and recycled, and it starts with you. You can do your part by following the steps below to recycle toner cartridges.

### SUPPLY ITEMS TO RECYCLE

Only **genuine Lexmark supplies** are eligible for this recycling program. Lexmark reserves the right to return ineligible materials to the sender at the sender's expense, and to recover any associated costs from the sender.

### WHY PARTICIPATE?

-  Responsible & Sustainable
-  Easy and convenient
-  Free of Charge
-  100% of Cartridges are Reused or Recycled

### FAQs

#### • HOW TO RECYCLE YOUR CARTRIDGE:

Follow the steps below or visit Lexmark's web page [lexmarktoner.bgmailing.com](http://lexmarktoner.bgmailing.com) to order a return label.

#### • STEP 1: PACKAGE IT

Place the used cartridge in the bag from your new cartridge.

#### • STEP 2: BOX IT

Place the bag containing your used cartridge into the empty box from your new cartridge. Tape the box closed.

#### • STEP 3: LABEL IT

Attach the return label included in the box or received from Lexmark.

#### • STEP 4: SHIP IT

Place your cartridge for return pick up by the designated carrier.

### CONTACT US

**A:** PO Box 338, Portage, WI, 53901

**P:** + 800 362 4333  
+ 800 697 8518

**W:** [info@rhymebiz.com](mailto:info@rhymebiz.com)  
[www.rhymebiz.com](http://www.rhymebiz.com)